



A Legacy Built on Promises Delivered





www.tghawaii.com

(Fiscal Year July 1, 2009 to June 30, 2010)

Real Property Tax Rates in Hawaii

Installment	Tax Period	Payment Due Date
1 st	July 1 to December 31	August 20

Installment	Tax Period	Payment Due Date
2 nd	January 1 to June 30	February 20

COUNTY	CLASS	NET TAXABLE BUILDING (PER \$1,000)	NET TAXABLE LAND (PER \$1,000)
HONOLULU* 	0 Vacant Agricultural	\$ 8.50	\$ 8.50
	1 Residential	3.42	3.42
	3 Commercial	12.40	12.40
	4 Industrial	12.40	12.40
	5 Agricultural	5.70	5.70
	6 Preservation	5.70	5.70
	7 Hotel & Resort	12.40	12.40
	9 Public Service	0.00	0.00
	<i>Classes 2 & 8 have moved into class 1</i>		
MAUI 	0 Time Share	\$ 14.00	\$ 14.00
	1 Improved Residential	4.85	4.85
	2 Apartment	4.55	4.55
	3 Commercial	6.25	6.25
	4 Industrial	6.50	6.50
	5 Agricultural	4.50	4.50
	6 Conservation	4.75	4.75
	7 Hotel & Resort	8.20	8.20
	8 Unimproved Residential	5.35	5.35
9 Homeowner	2.00	2.00	
HAWAII 	0 Affordable Rental Housing	\$ 5.55	\$ 5.55
	1 Residential	7.10	8.10
	2 Apartment	8.10	8.10
	3 Commercial	9.00	9.00
	4 Industrial	9.00	9.00
	5 Agricultural and Native Forest	6.35	8.35
	6 Conservation	8.55	8.55
	7 Hotel / Resort	9.00	9.00
	9 Homeowner	5.55	5.55
KAUAI 	1 Single Family Residential	\$ 4.25	\$ 3.95
	2 Apartment	7.90	6.90
	3 Commercial	7.90	6.90
	4 Industrial	7.90	6.90
	5 Agricultural	4.25	6.90
	6 Conservation	4.25	6.90
	7 Hotel & Resort	7.90	6.90
	8 Homestead	3.44	4.00

*Denotes a change in tax rate from previous fiscal year

Effective Date: 7/1/2009

This flyer does not provide tax or legal advice pertaining to a specific situation. Consult a lawyer or tax professional before entering into a transaction.